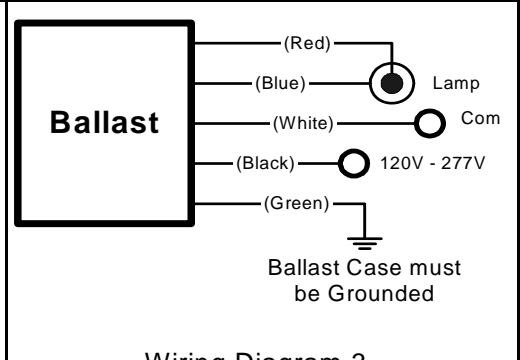
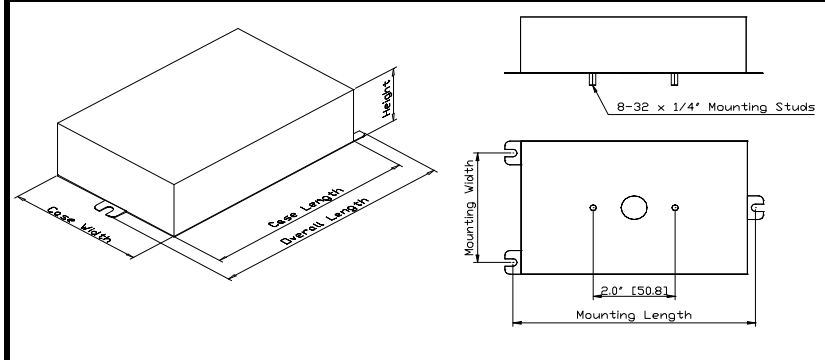


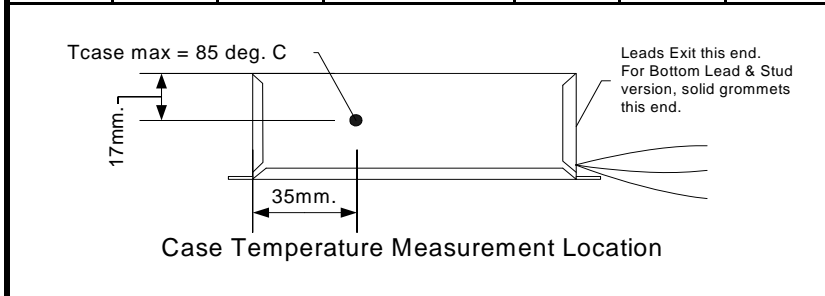
	<b>e-Vision® Electronic Ballast for Metal Halide Lamps</b>	<b>Catalog Number: IMH-100-B</b> For 100W Metal Halide Lamps ANSI M90 or M140 120-277 50/60Hz Electronic Status: RELEASED
	<b>DIMENSIONS AND DATA</b>	

Lamp		Input Volts	Catalog Number*	Line Current (Amps)	Power ANSI (Watts)	Min Power Factor	Wiring Diag	Fig.	Weight (lb)	Max. Distance to Lamp (ft)
Number	Watts									
100W Watt Lamp, ANSI Code M90, M140 Minimum Starting Temp -30°C/-20°F										
1	100	120	IMH-100-B-XXX	0.92	110	0.9	3	A/B	1.5	5
		277		0.4	109					



Case Figure	Overall Length	Case Length	Case Width	Height	Mountin Length	Mounting Width
A/B	140mm [5.5"]	120mm [4.7"]	92mm [3.6"]	38mm [1.5"]	132mm [5.2"]	73mm [2.9"]

Wiring Diagram 3



**INSTALLATION & APPLICATION NOTES:**

- Maximum allowable case temperature is 85°C. See figure above for measurement location
- Ignition pulse is 4 kV max
- All leads are 12 inches long
- Ballast output will shutdown after 20 minutes if lamp fails to ignite
- Power must be cycled off – then on, after replacing lamp

*Ordering Information	
Order Suffix	Description
-LF	Ballast with side exit leads and mounting feet

Data is based on tests performed by Philips Advance in a controlled environment and is representative of relative performance. Actual performance can vary depending on operating conditions. Specifications are subject to change without notice. All specifications are nominal unless otherwise noted.

## Philips Lighting Electronics N.A.

10275 West Higgins Road • Rosemont, IL 60018 • [www.philips.com/advance](http://www.philips.com/advance)  
 Tel: 800-322-2086 • Fax: 800-423-1882 • Customer Support: 800-372-3331 • OEM Support: 866-915-5886